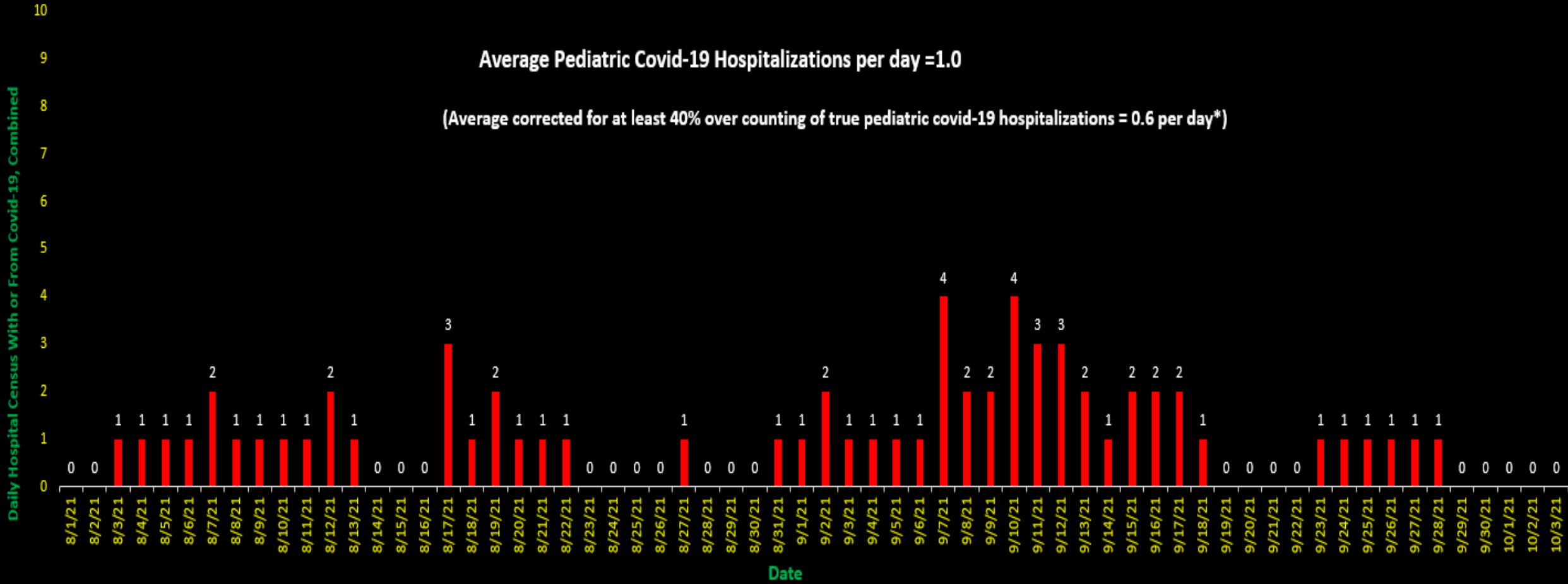


Data accessed 10/4/21 from the RIDOH website, "Rhode Island COVID-19 Response Data"  
<https://docs.google.com/spreadsheets/d/1c2QrNMz8plbYEKzMJL7Uh2dtThOJa2j1sSMwiDo5Gz4/edit#gid=264100583>

# "Delta Wave" Rhode Island Daily Pediatric Hospitalization Census, With or From Confirmed (Lab Test "+") Covid-19, Combined, 8/1/21 to 10/4/21

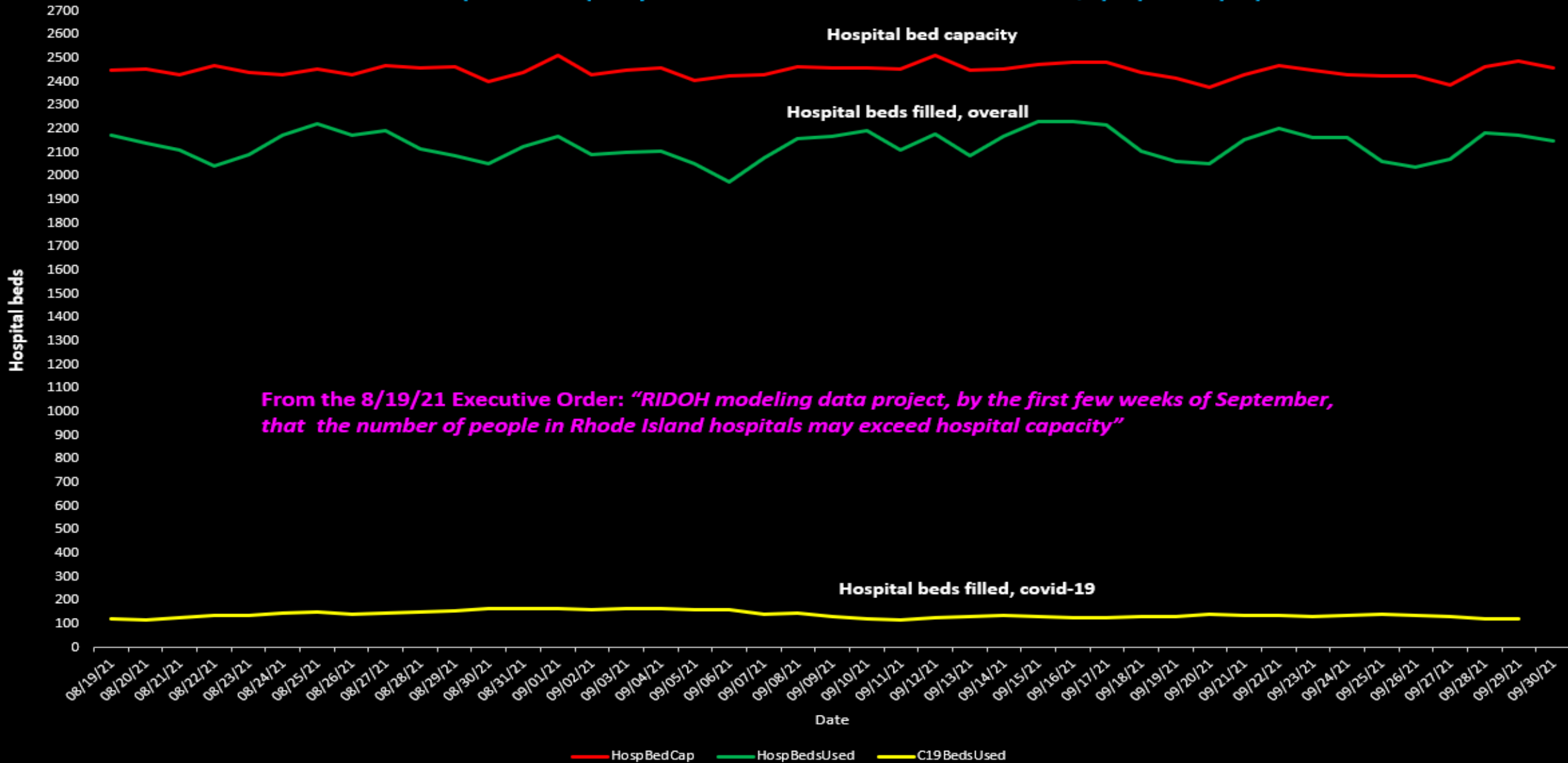


\*Data imported from the Health and Human Services website, "COVID-19 Reported Patient Impact and Hospital Capacity by State", 8/1/21 through 10/4/21: <https://beta.healthdata.gov/dataset/COVID-19-Reported-Patient-Impact-and-Hospital-Capa/6xf2-c3ie>

May 2021 *Hospital Pediatrics* included two reports demonstrating that true pediatric covid-19 hospitalizations were over counted by 40-45%:

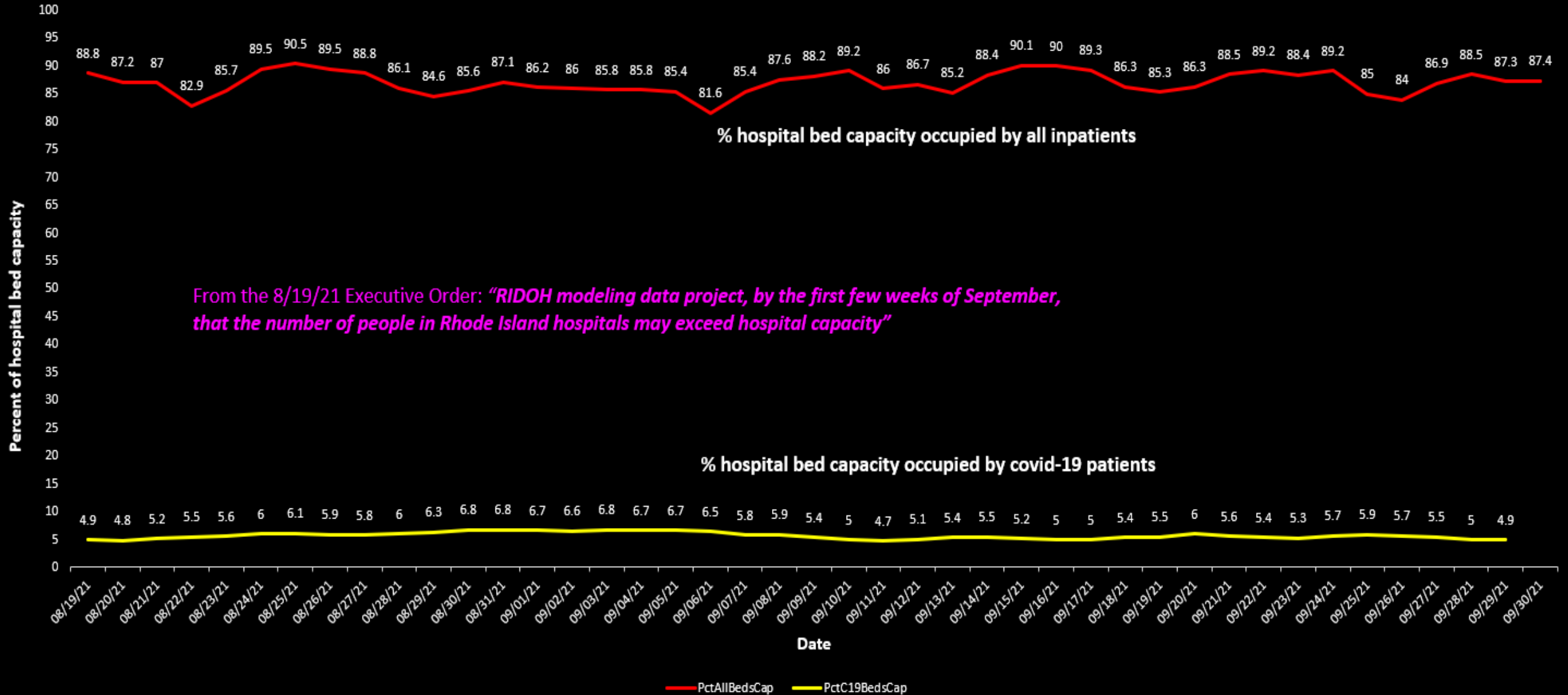
- a) Kushner LE, et al. "For COVID" or "With COVID": Classification of SARS-CoV-2 Hospitalizations in Children. *Hosp Pediatr.* 2021; doi: 10.1542/hpeds.2021-006001.
- b) Webb NE and Osburn TS. Characteristics of Hospitalized Children Positive for SARS-CoV-2: Experience of a Large Center. *Hosp Pediatr.* 2021; doi: 10.1542/hpeds.2021-005919.

## Rhode Island Hospital Bed Capacity, and Overall and Covid-19 Bed Utilization, 8/19/21 to 9/30/21



Data imported 10/3/21, from the Health and Human Services website, "Hospital Utilization" <https://protect-public.hhs.gov/pages/hospital-utilization>, and RIDOH <https://ri-department-of-health-covid-19-data-rihealth.hub.arcgis.com/>

## Percent hospital bed capacity occupied by all inpatients, and covid-19 patients, specifically, 8/19/21 to 9/30/21



Data imported 10/3/21, from the Health and Human Services website, “Hospital Utilization” <https://protect-public.hhs.gov/pages/hospital-utilization>, and RIDOH <https://ri-department-of-health-covid-19-data-rihealth.hub.arcgis.com/>